

UNDERSTANDING MY LEARNING STYLE

Naviance Family Connection

<http://connection.naviance.com/sequoiahs>

SESSION #1: LEARNING STYLES

Learning Style Terms

Check out these terms for different learning styles. Are any familiar?

time of day

adaptive

collaborative

kinesthetic

persistent

structure

auditory

visual

mobile

sound

tactile

motivated

teacher motivation

lighting

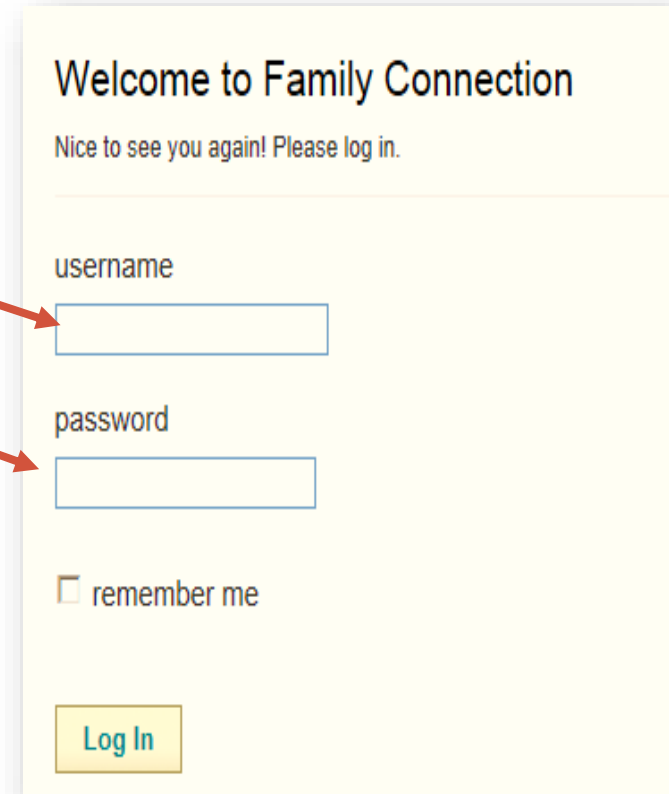
class environment

Log-in to Naviance Family Connection

Log-in:

username: student ID

password: last **4 digits** of your
student ID **+ 2 digits** for your
birthday **day**



Welcome to Family Connection

Nice to see you again! Please log in.

username

password

☐ remember me

[Log In](#)

The image shows a login form for 'Naviance Family Connection'. It has a title 'Welcome to Family Connection' and a subtitle 'Nice to see you again! Please log in.' Below these are two input fields: 'username' and 'password'. A red arrow points from the text 'student ID' in the instructions to the 'username' field. Another red arrow points from the text 'last 4 digits of your student ID + 2 digits for your birthday day' to the 'password' field. Below the input fields is a checkbox labeled 'remember me' and a 'Log In' button.

The Learning Style Inventory

Answer each question in the inventory honestly and based on your **actual preferences**, *what you really want*.

The more **honest** you are, the more **accurate** your results.

Click on the **about me** tab, **Learning Style Inventory**



Learning Style Inventory Process



1. intro

This tool will reveal the ways you learn best and how you can be most productive.

The questions take less than 20 minutes. To get the best results:

- Relax, there are no right or wrong answers
- Think carefully about what truly affects how you learn and work
- Don't be influenced by what others may expect of you



Based on accurate answers, your results will help:

- Make studying easier and more effective
- You be more comfortable and effective in class
- Teachers and counselors understand you better



*****Note: If answers are randomly selected, the inventory will require you to restart.***

Learning Style Inventory Questions

For each question, you will see a progress bar indicating how much of the inventory you have completed.

Progress Bar

1. intro 2. take assessment 3. view results

Language → 6 of 69:

I remember things better when people tell them to me rather than when I read about them.

1 Strongly Disagree 2 3 4 5 Strongly Agree


*****Note: You can stop the inventory at any time and, the next time you log in, you will be able to pick up where you left off.***

Continue

Click **continue** to start your **Learning Style Inventory**.

SESSION #2: PREFERENCES

Learning Style Full Report



Your Resources
Use this report to learn how to adjust to your preferences and make learning easier and fun!

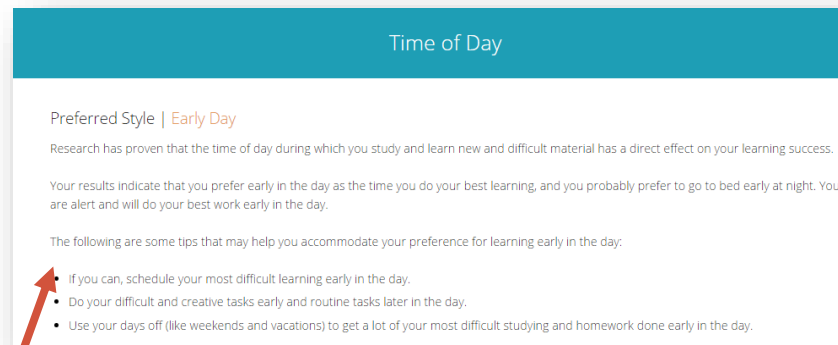
 [View Full Report](#)

Click on the link to your **Full Report**.

Scroll down to view the **learning tips** provided for each of your preferences.

Your preferences describe the kind of **environment** in which **you prefer** to work and learn.

Use these tips and strategies to help you **adapt to** your learning environment.



Time of Day

Preferred Style | **Early Day**

Research has proven that the time of day during which you study and learn new and difficult material has a direct effect on your learning success.

Your results indicate that you prefer early in the day as the time you do your best learning, and you probably prefer to go to bed early at night. You are alert and will do your best work early in the day.

The following are some tips that may help you accommodate your preference for learning early in the day:

- If you can, schedule your most difficult learning early in the day.
- Do your difficult and creative tasks early and routine tasks later in the day.
- Use your days off (like weekends and vacations) to get a lot of your most difficult studying and homework done early in the day.

COMPLETE THE SURVEY...

Survey Reflection

Now that you have completed the survey, fill out a short, three question survey.

Locate the survey click on the **my planner** tab> **Tasks Assigned to Me**> **Lesson 2 Survey – Options After High School**

Now click the link to **complete a survey**.

